prism

hosted by ROSE-HULMAN INSTITUTE OF TECHNOLOGY

May 2011
Volume 1, Issue 3

Newsletter

Special Interest Articles

- Creating Learning Units with PRISM

Individual Highlights

- Free Graphing Calculator
- New York Times Lessons
- Web 2.0
- NASA Year of the Solar System
- Space Science Institute
- Exploratorium
- The Children's Museum
- Purdue zipTrips
- Quick Links
- Professional Development and Grants
- What PRISM Can Do for You!

Creating Learning Units with PRISM

Introducing PRISM Lessons

In conjunction with PRISM's extensive resource library comes a tool for teachers to easily integrate their favorite resources into their daily lessons. Using PRISM's lesson plan builder, teachers can create highly detailed plans for implementing interactive resources into their classroom while at the same time letting their distinct style of teaching show through. The lessons are designed to fit the teacher's needs by staying portable and editable at all times.

Create your Own Learning Units

This tool guides an instructor through a four-step process. Users specify academic standards and learning objectives. Methods, activities, and assessment are augmented with PRISM digital resources. Finished plans (either printed or electronic) may be shared with curricular teams or added to teaching portfolios. Each plan is uniform in appearance for ease-of-use.

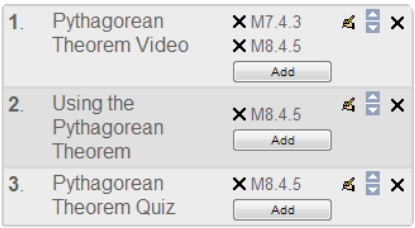

Integrate into Moodle

PRISM allows users to incorporate your favorite lesson plans directly into your Moodle classroom environment. Student will then be able to access the linked resources by simple clicking the links inside their course.

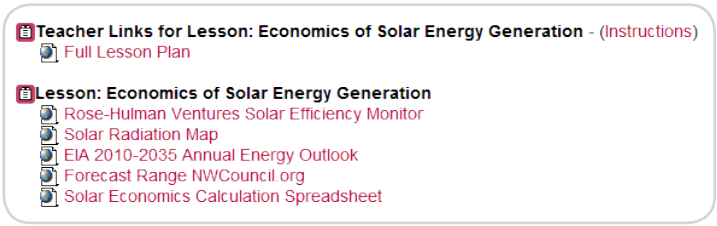

Search and Share

Many instructors embed the PRISM digital resources within detailed, inquiry-based learning units. These units both engage and motivate learners. However, these educators had no convenient way to store or publish the rich and innovative instruction they had devised. Teachers now have a convenient way to share their blueprints for learning with one another. Have your lesson plans included in this searchable library that is accessible to teachers from around the state through our simple approval process.

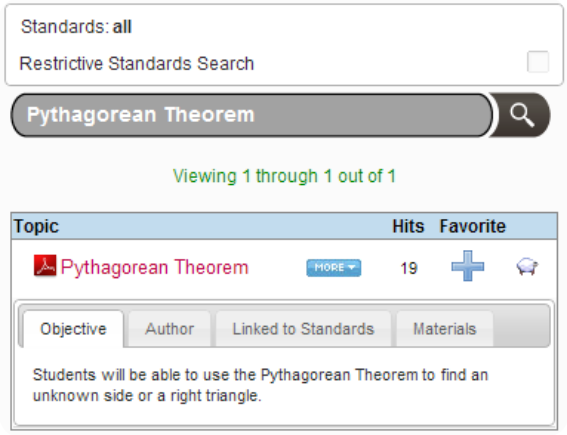

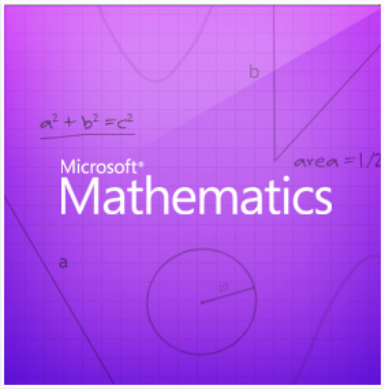

www.microsoft.com/education/products/student/math

Free Graphing Calculator from Microsoft

From basic math to precalculus, Microsoft Mathematics 4.0 can help you visualize and see mathematical concepts as you've never seen them before. This free downloadable tool includes step-by-step instructions and explains fundamental concepts. The wide range of tools to help students with complex mathematics includes a full-featured graphing calculator that's designed to work just like a hand-held calculator and ink handwriting support to recognize hand-written problems.

The Step-by-Step Equation Solver: Students can use this to learn how to solve difficult math problems.

Graphing calculator: Its full features and large two-dimensional and enhanced three-dimensional color graphs can better illustrate problems and concepts. **Formulas and Equations Library**: Students will find more than 100 commonly used equations and formulae to help identify and apply equations. **Triangle Solver:** This graphing tool explains triangles and their parts.

Unit Conversion tool: Students can use this handy tool to quickly and easily convert units of measure, including length, area, volume, weight, temperature, pressure, energy, power, velocity, and time.

The Learning Network

Teaching & Learning With The New York Times

www.learning.blogs.nytimes.com/about-the-learning-network

Using the New York Times in the Classroom

Our mission is to offer rich and imaginative materials for teaching and learning using New York Times content. Every weekday we offer new educational resources based on the articles, photographs, videos, illustrations, podcasts and graphics published in The New York Times – all for free.

We invite parents, teachers and students who are 13 and older to use our ideas and tools. We hope that through posting your comments you'll become part of an ongoing conversation about teaching and learning.

Throughout the year, we offer the following regular features:

Lesson Plans — Daily lesson plans based on New York Times content.

Student Opinion — News-related questions that invite response from students age 13 and older.

Word of the Day — Vocabulary words in the context of recent Times articles.

Test Yourself — Questions based on Times content that aim to strengthen literacy and numeracy skills.

6 Q's About the News — An activity in which students answer basic questions (Who, What, Where, When, Why and How) about an article.

News Quiz — Interactive daily news quizzes on current top stories.

On This Day in History — Listings of historical events and more for each day of the year.

Student Crossword — Topical puzzles geared toward teens.

Fill-Ins — Times articles from which word and phrases have been dropped. Fill in the blanks with your own words, or choose from a scrambled list of the words that were removed.

Poetry Pairings — A weekly collaboration with the Poetry Foundation in which we feature a work from its American Life in Poetry project alongside content from The Times that somehow echoes, extends or challenges the poem's themes.

The award-winning Learning Network was created in the fall of 1998. In October 2009, we re-launched it as a Times blog.

We hope teachers will use our blog to get and exchange ideas, parents to share how news stories have resonated at home, and students to express themselves on everything from politics to popular culture.

www.teacherchallenge.edublogs.org

Free Web 2.0 Professional Development

The Teacher Challenge is made up of free 30 day professional development challenges where participants are stepped through weekly tasks that increase their skills while working together as part of a global community.

The Challenge is open to anyone who wants to increase their skills – blogs will be used for reflecting your progress while learning and connecting with each other. We've observed success of any use of online technology is strongly related to the teacher's abilities. The greater we support and increase a teacher's skills, he better they are able to support their students use of web 2.0 technologies.

It's all about you choosing when you want to learn, while being supported by a community that will assist you with the process!

Learn to use Wallwisher, Self-grading Quizzes, Bitstrips for Schools, Classtools.net, Edmodo, DoInk, Kerpoof, Glogster, ToonDoo, Wordle, Skype, Animoto, VoiceThreads, PhotoFiltre, Livebinders, WeeBehave, DropBox, Jing, Audacity, LearnBoost and Wetoku from fellow teachers.

www.solarsystem.nasa.gov/index.cfm

NASA - Year of the Solar System

NASA's journeys have deepened humankind's understanding of the universe, advanced technology breakthroughs and expanded the frontiers of scientific research. These accomplishments share a common genesis: education. A commitment to excellence in science, technology, engineering and mathematics education ensures the next generation of Americans can continue shaping the future. NASA continues its tradition of investing in education programs and supporting the educators who play a key role in preparing, inspiring, exciting, encouraging and nurturing the young minds of today who will be the workforce of tomorrow.

Thematic Topics
- What We Explore
- Early Solar System
- Planetary Processes & Weather
- Astrobiology
- How We Explore

SPACE SCIENCE INSTITUTE

www.spacescience.org

Space Science Institute

SSI's Education & Public Outreach program is innovative, fosters collaboration, and has strategic impact on the communities we serve. We take great pride in successfully bridging the worlds of cutting edge research with the multi-faceted realm of engaging and enlightening science communication.

The results are dynamic and pioneering E/PO programs that span a wide range of audience needs and learning modalities: from web-enabled interactive experiences to fully immersive museum exhibitions; from hands-on teaching materials and standards-based curricular supplements to ability-enhancing partnerships between scientists and educators, and much more.

We are also building upon our areas of expertise and striving to expand into new educational frontiers, such as mass media projects. Together with key partners, we are leading the way to more meaningful, more effective, and more innovative science education.

www.exploratorium.edu/afterschool/

After School Science with Exploratorium

Afterschool programs provide an ideal setting for stimulating children's interest in and capacity for doing science.

Most of the hands-on science activities you'll find here can be done in short time-frames with low-cost materials. You can incorporate these activities into multiday or multiweek investigations of a particular area of science, or you can use them as one-time explorations of a phenomenon such as sound vibrations or reflection.

Explore some of our many resources:

- hands-on activities
- digital videos
- professional-development materials
- program support resources
- research publications
- concept maps
- teaching tips

www.childrensmuseum.org/units-of-study

The Children's Museum Units of Study

Check out The Children's Museum website for units of study. These standards based units have hands-on activities for students.

The Children's Museum of Indianapolis is a nonprofit institution dedicated to providing extraordinary learning experiences that have the power to transform the lives of children and families. It is the largest children's museum in the world and serves more than 1 million people across Indiana as well as visitors from other states and nations. The museum provides special programs and experiences for students as well as teaching materials and professional development opportunities for teachers.

To plan a visit or learn more about educational programs and resources, visit the Teacher section of the museum's Web site, http://www.Childrens-Museum.org

www.agriculture.purdue.edu/zip-Trips

Purdue zipTrips

What is a Purdue zipTrip™?

A Purdue zipTrip is an electronic field trip. That's right. Electronic!

Let's face it. Kids love field trips. The chance to go places beyond their own classrooms and see for themselves how the world works.

But not every destination is close enough for a day trip, and you may not have the time or resources to commit a full day to one field trip. That's where we come in.

When you sign up to take your class on a Purdue zipTrip, the field trip comes to you!!

Purdue scientists will share their exciting work with your middle-school students, without making them late for their after-school activities.

Quick Links

Mathematics Illuminated
Professional development for teachers with emphasis on the "why" of math. Website has media-intergrated resources for teachers exploring major themes in mathematics. **www.learner.org/courses/mathilluminated/**

Interactive Resources for Students
Math, Science, Language, History and the Arts are features links with great interactive learning opportunities for students. Quizzes at the end check for student understanding. **www.learner.org/interactives/**

Professional Development & Grants

Aquatic Ecosystem Sampling for Middle and High SchoolTeachers, First Summer Session: June 6-10, 2011, 9:00 am – 5:00 pm each day, BIO 401-501 / 3 credit hours / undergraduate or graduate
Website: **www.bsu.edu/web/mpyron/501/outline501.html**

Sol Hirsch Education Fund Grants are awarded annually to teachers/educators of grades K-12 to help improve the education of their students, school and/or community in the science of meteorology.
Website: **www.nwas.org/grants/solhirsch.php**

Write for The Hoosier Science Teacher, contact Jude Bingham, Editor
Website: **www.hasti.org/publications/publications.html**

The Children's Museum of Indianapolis creates a variety of professional development opportunities for teachers in Indiana.
Website: **www.childrensmuseum.org/professional-development**

What PRISM Can Do For You!

- Easily find the perfect teaching and learning resources from our library of over 2,700.
- Save a list of your favorite resources for quick retrieval.
- Create and share lesson plans that teach your subjects utilizing your favorite resources.
- Develop online classrooms with interactive assignments, lessons, quizzes and more!
- Join discussions with students, parents, or other teachers inside chats and forums.
- Store your classroom materials online so that they are available to you from any computer.
- Reach your students more effectively by using web media for the digital age.
- Earn CRUs by completing PRISM led online Moodle course – either Beginning Moodle or Intermediate Moodle courses are available to you at no cost several times throughout the year.
- Select from free learning resources that emphasize visualization, rich context, staged-problem solving, and electronically enabled collaboration / communication.
- Augment your own dynamic presence in the classroom with teaching tools that mirror the skills needed for success in higher education and the 21st Century workplace.

*Through our strong support from the **Lilly Endowment** and others, we are constantly growing and improving.*

Check our site regularly to see what new resources you can use in your classroom.

www.rose-prism.org

www.rose-prism.org

PRISM is a free website that provides collections of online resources for Indiana educators in the fields of science, technology, engineering, and mathematics (STEM). The primary collection of digital teaching materials is indexed according to the Indiana Academic Standards for 6th, 7th, and 8th grade and secondary education courses.